

NOIR



2019 LIGHTING



LAMP688MB

Glowbular Chandelier

24" X 24" X 28" H

Includes canopy, 6 ft of chain, 8 ft of cord.

Uses 8 bulbs (Type B - E12; 25W max).

Material: Metal

Finish: Antique Brass



LAMP647MB

Loleil Chandelier

36" X 36" X 29" H

Includes canopy, 6 ft of chain, 8 ft of cord.

Uses 27 bulbs (Type B - E12; 15W max).

Material: Metal

Finish: Antique Brass



LAMP696MB

Bero Chandelier

26" X 26" X 26" H

Includes canopy, 6 ft of chain, 8 ft of cord.

Uses 8 bulbs (Type B - E12; 15W max).

Material: Metal

Finish: Antique Brass



LAMP411ASV

Lex Chandelier

33" X 33" X 22" H

Includes canopy, 6 ft of chain, 8 ft of cord.

Uses 12 bulbs (Type A - E26; 25W max).

Material: Metal

Finish: Antique Silver



LAMP411
Lex Chandelier
33" X 33" X 22" H
Includes canopy, 6 ft of chain, 8 ft of cord.
Uses 12 bulbs (Type A - E26; 25W max).
Material: Metal



LAMP649MB
Small Ikram Chandelier
34" X 34" X 18" H
Includes canopy, 6 ft of chain, 8 ft of cord.
Uses 12 bulbs (Type B - E12; 25W max).
Material: Metal
Finish: Antique Brass



LAMP411MB
Lex Chandelier
33" X 33" X 22" H
Includes canopy, 6 ft of chain, 8 ft of cord.
Uses 12 bulbs (Type A - E26; 25W max).
Material: Metal
Finish: Antique Brass



LAMP609MB
Ikram Chandelier
47" X 45" X 18" H
Includes canopy, 6 ft of chain, 8 ft of cord.
Uses 10 bulbs (Type B - E12; 25W max).
Material: Metal
Finish: Antique Brass



LAMP570MB-S

Bruna Chandelier, Small

17.5" X 17.5" X 22" H

Includes canopy, 6 ft of chain, 8 ft of cord.

Uses 4 bulbs (Type B - E12; 40W max).

Material: Metal & Glass

Finish: Antique Brass



LAMP684L

Carnegie Chandelier, Large

28" X 28" X 28" H

Includes canopy, 6 ft of chain, 8 ft of cord.

Uses 8 bulbs (Type B - E12; 25W max).

Material: Metal & Glass



LAMP684M

Carnegie Chandelier, Medium

20" X 20" X 19" H

Includes canopy, 6 ft of chain, 8 ft of cord.

Uses 4 bulbs (Type B - E12; 40W max).

Material: Metal & Glass



LAMP684S

Carnegie Chandelier, Small

16" X 16" X 15" H

Includes canopy, 6 ft of chain, 8 ft of cord.

Uses 4 bulbs (E12; 40W max).

Material: Metal & Glass



LAMP353

Alchemy Chandelier

27" X 27" X 27" H

Includes canopy, 6 ft of chain, 8 ft of cord.

Uses 4 bulbs (Type B - E12; 40W max).

Material: Metal



LAMP353MB

Alchemy Chandelier

27" X 27" X 27" H

Includes canopy, 6 ft of chain, 8 ft of cord.

Uses 4 bulbs (Type B - E12; 40W max).

Material: Metal

Finish: Antique Brass



LAMP353S

353 Pendant, Small

18" X 18" X 18.5" H

Includes canopy, 6 ft of chain, 8 ft of cord.

Uses 4 bulb (Type B - E12; 40W max).

Material: Metal



LAMP353MB-S

353 Pendant, Small

18" X 18" X 18.5" H

Includes canopy, 6 ft of chain, 8 ft of cord

Uses 4 bulbs (Type B - E12; 40W max).

Material: Metal

Finish: Antique Brass



LAMP415

Kooper Chandelier

37" X 37" X 34" H

Includes canopy, 6 ft of chain, 8 ft of cord.

Uses 16 bulbs (Type B - E12; 15W max).

Material: Metal



LAMP415MB

Kooper Chandelier

37" X 37" X 34" H

Includes canopy, 6 ft of chain, 8 ft of cord.

Uses 16 bulbs (Type B - E12; 15W max).

Material: Metal

Finish: Antique Brass



LAMP415MB-S

Kooper Chandelier, Small

26" X 26" X 25" H

Includes canopy, 6 ft of chain, 8 ft of cord.

Uses 12 bulbs (Type B - E12; 15W max).

Material: Metal

Finish: Antique Brass



LAMP617MB

Lexa Chandelier

37" X 37" X 26" H

Includes canopy, 6 ft of chain, 8 ft of cord.

Uses 16 bulbs (Type B - E12; 15W max).

Material: Metal

Finish: Antique Brass



LAMP691MB

Sperato Chandelier

34" X 24" X 32" H

Includes canopy, 6 ft of chain, 8 ft of cord.

Uses 10 bulbs (Type B - E12; 25W max).

Material: Metal

Finish: Antique Brass



LAMP729MB

Titus Chandelier

24" X 24" X 37" H

Includes canopy, 6 ft of chain, 8 ft of cord.

Uses 22 bulbs (Type B - E12; 15W max).

Material: Metal

Finish: Antique Brass



LAMP657MB

Montoro Chandelier

18.5" X 18.5" X 26.5" H

Includes canopy, 6 ft of chain, 8 ft of cord.

Uses 32 bulbs (Type B - E12; 10W max).

Material: Metal

Finish: Antique Brass



LAMP713MB

Russo Chandelier

48" X 48" X 25" H

Includes canopy, 6 ft of chain, 8 ft of cord.

Uses 12 bulbs (Type A - E26; 15W max).

Material: Metal

Finish: Antique Brass



LAMP717MB

Ciro Chandelier


35" X 35" X 27" H

Includes canopy, 6 ft of chain, 8 ft of cord.

Uses 6 bulbs (Type A - E26; 25W max).

Material: Metal

Finish: Antique Brass



LAMP690MB

Fatima Chandelier

20" X 20" X 29" H

Includes canopy, 6 ft of chain, 8 ft of cord.

Uses 6 bulbs (Type B - E12; 40W max).

Material: Metal & Glass

Finish: Antique Brass



LAMP553MB

Petronas Chandelier

20.5" X 20.5" X 24.5" H

Includes canopy, 6 ft of chain, 8 ft of cord.

Uses 4 bulbs (Type B - E12; 40W max).

Material: Metal & Glass

Finish: Antique Brass



LAMP564MB-S

Palazzo Chandelier, Small
25" X 25" X 29" H

Includes canopy, 6 ft of chain, 8 ft of cord.

Uses 8 bulbs (Type B - E12; 15W max).

Material: Metal & Glass

Finish: Antique Brass



LAMP704MB

Frazer Chandelier
20" X 20" X 18" H

Includes canopy, 6 ft of chain, 8 ft of cord.

Uses 4 bulbs (Type B - E12; 40W max).

Material: Metal & Glass

Finish: Antique Brass



LAMP693MB-L

Neive Chandelier, Large
23.5" X 23.5" X 34.5" H

Uses 8 bulbs (Type B - E12; 25W max).

Material: Metal

Finish: Antique Brass



LAMP693MB-S

Neive Chandelier, Small
18.5" X 18.5" X 10" H

Uses 4 bulbs (Type B - E12; 40W max).

Material: Metal

Finish: Antique Brass



LAMP496

Brington Chandelier
25" X 25" X 32" H

Includes canopy, 6 ft of chain, 8 ft of cord.

Uses 4 bulbs (Type B - E12; 40W max).

Material: Raw Glass & Metal



LAMP656

Brington Chandelier, Small
18.5" X 18.5" X 26.5" H

Includes canopy, 6 ft of chain, 8 ft of cord.

Uses 4 bulbs (Type B - E12; 40W max).

Material: Raw Glass & Metal



LAMP613MB

Karenina Chandelier
25" X 25" X 39" H

Includes canopy, 6 ft of chain, 8 ft of cord.

Uses 3 bulbs (Type B - E12; 40W max).

Material: Glass & Metal

Finish: Antique Brass



LAMP597MB

St. Petersburg Chandelier
23" X 23" X 32.5" H

Includes canopy, 6 ft of chain, 8 ft of cord.

Uses 8 bulbs (Type B - E12; 25W max).

Material: Metal & Glass

Finish: Antique Brass



LAMP457
 Anna Chandelier
 20" X 20" X 42.5" H
 Includes canopy, 6 ft of chain, 8 ft of cord.
 Uses 4 bulbs (Type B - E12; 40W max).
 Material: Metal & Glass



LAMP426
 Jude Chandelier
 25.5" X 25.5" X 30.5" H
 Includes canopy, 6 ft of chain, 8 ft of cord.
 Uses 3 bulbs (Type A - E26; 40W max).
 Material: Metal & Shell



LAMP619MB
 Bijou Chandelier
 27" X 27" X 34" H
 Includes canopy, 6 ft of chain, 8 ft of cord.
 Uses 6 bulbs (Type B - E12; 25W max).
 Material: Metal & Shells
 Finish: Antique Brass



LAMP620MB
 Winoda Chandelier
 24" X 24" X 27" H
 Includes canopy, 6 ft of chain, 8 ft of cord.
 Uses 6 bulbs (Type B - E12; 25W max).
 Material: Metal & Shells
 Finish: Antique Brass



LAMP610MB

Shield Chandelier

28" X 28" X 26" H

Includes canopy, 6 ft of chain, 8 ft of cord.

Uses 4 bulbs (Type B - E12; 40W max).

Material: Metal

Finish: Antique Brass



LAMP615MB

Lord Chandelier

29" X 29" X 26.5" H

Includes canopy, 6 ft of chain, 8 ft of cord.

Uses 4 bulbs (Type B - E12; 40W max).

Material: Metal

Finish: Antique Brass



LAMP716

Marcellus Chandelier

25" X 25" X 38" H

Includes canopy, 6 ft of chain, 8 ft of cord.

Uses 6 bulbs (Type B - E12; 40W max).

Material: Metal



LAMP689

Cylindrical Chandelier

28" X 21" X 36.5" H

Includes canopy, 6 ft of chain, 8 ft of cord.

Uses 6 bulbs (Type B - E12; 25W max).

Material: Metal



LAMP695MB

Domo Chandelier

22.5" X 22.5" X 31.5" H

Includes canopy, 6 ft of chain, 8 ft of cord.

Uses 8 bulbs (Type B - E12; 15W max).

Material: Metal

Finish: Antique Brass



LAMP384MB

Alec Chandelier

25" X 25" X 55" H

Includes canopy, 6 ft of chain, 8 ft of cord.

Uses 8 bulbs (Type B - E12; 25W max).

Material: Metal & Rope

Finish: Antique Brass

Shipping: FedEx



LAMP679

Sperato Chandelier

33" X 33" X 25" H

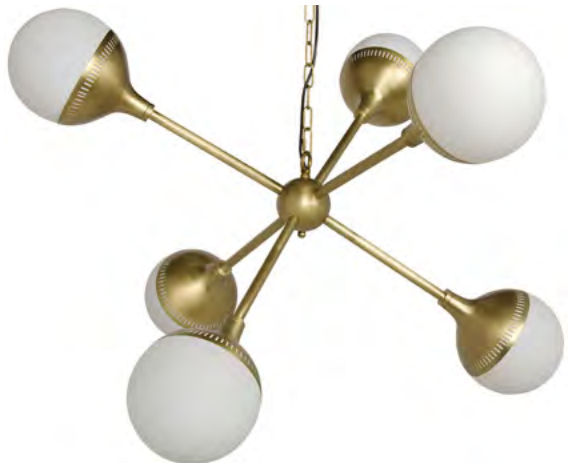
Includes canopy, 6 ft of chain, 8 ft of cord.

Uses 12 bulbs (Type B - E12; 25W max).

Material: Metal



LAMP565MB
 Taranto Chandelier
 45" X 37.5" X 26" H
 Includes canopy, 6 ft of chain, 8 ft of cord.
 Uses 12 bulbs (Type B - E12; 15W max).
 Material: Metal & Glass
 Finish: Antique Brass



LAMP607MB
 Zoe Sputnik Chandelier
 45" X 45" X 31" H
 Includes canopy, 6 ft of chain, 8 ft of cord.
 Uses 6 bulbs (Type A - E26; 40W max).
 Material: Metal & Glass
 Finish: Antique Brass



LAMP607MB-S
 Zoe Sputnik Chandelier, Small
 32" X 32" X 22" H
 Includes canopy, 6 ft of chain, 8 ft of cord.
 Uses 6 bulbs (Type B - E12; 25W max).
 Material: Metal & Glass
 Finish: Antique Brass



LAMP670MB
 Allen Chandelier
 21" X 21" X 19" H
 Includes canopy, 6 ft of chain, 8 ft of cord.
 Uses 4 bulbs (Type B - E12; 25W max).
 Material: Metal & Glass
 Finish: Antique Brass



LAMP585MB

Ray's Chandelier

30" X 30" X 20" H

Includes canopy, 6 ft of chain, 8 ft of cord.

Uses 8 bulbs (Type B - E12; 15W max).

Material: Metal & Glass

Finish: Antique Brass



LAMP680

Bistro Chandelier

47" X 47" X 37" H

Includes canopy, 6 ft of chain, 8 ft of cord.

Uses 12 bulbs (Type B - E12; 15W max).

Material: Metal & Glass

Finish: Antique Brass



LAMP658MB

Small Modena Chandelier

31" X 31" X 26" H

Includes canopy, 6 ft of chain, 8 ft of cord.

Uses 6 bulbs (Type B - E12; 15W max).

Material: Metal & Glass

Finish: Antique Brass



LAMP719MB

Orellana Chandelier

21" X 17" X 40.5" H

Includes canopy, 6 ft of chain, 8 ft of cord.

Uses 6 bulbs (Type B - E12; 25W max).

Material: Metal & Glass

Finish: Antique Brass



LAMP540MB

Larenta Chandelier

28" X 28" X 21" H

Includes canopy, 6 ft of chain, 8 ft of cord.

Uses 8 bulbs (Type B - E12; 15W max).

Material: Metal & Glass

Finish: Antique Brass



LAMP563MB

Modena Chandelier

35.5" X 35.5" X 29" H

Includes canopy, 6 ft of chain, 8 ft of cord.

Uses 6 bulbs (Type B - E12; 15W max).

Material: Metal & Glass

Finish: Antique Brass



LAMP503MB-S

Leslie Chandelier, Small

31" X 31" X 21" H

Includes canopy, 6 ft of chain, 8 ft of cord.

Uses 6 bulbs (Type B - E12; 25W max).

Material: Metal

Finish: Antique Brass



LAMP503MB

Leslie Chandelier

38" X 38" X 28" H

Includes canopy, 6 ft of chain, 8 ft of cord.

Uses 6 bulbs (Type B - E12; 15W max).

Material: Metal & Glass

Finish: Antique Brass



LAMP478L

Pluto Chandelier, Large
63" X 54" X 42.5" H

Includes canopy, 6 ft of chain, 8 ft of cord.
Uses 20 bulbs (Type B - E12; 15W max).
Material: Metal & Glass



LAMP478MB-S

Pluto Chandelier, Small
44.5" X 44.5" X 31.5" H

Includes canopy, 6 ft of chain, 8 ft of cord.
Uses 13 bulbs (Type B - E12; 15W max).
Material: Metal & Glass
Finish: Antique Brass



LAMP478S

Pluto Chandelier, Small
44.5" X 44.5" X 31" H

Includes canopy, 6 ft of chain, 8 ft of cord.
Uses 13 bulbs (Type B - E12; 15W max).
Material: Metal & Glass



LAMP478MB-L

Pluto Chandelier, Large
63" X 54" X 42.5" H

Includes canopy, 6 ft of chain, 8 ft of cord.
Uses 20 bulbs (Type B - E12; 15W max).
Material: Metal and Glass
Finish: Antique Brass



LAMP396MB
 Sprinkle Chandelier
 44.5" X 44.5" X 14.5" H
 Includes canopy, 6 ft of chain, 8 ft of cord.
 Uses 6 bulbs (Type A - E26; 60W max).
 Material: Metal
 Finish: Antique Brass



LAMP326
 Wave Chandelier
 50" X 50" X 22" H
 Includes canopy, 6 ft of chain, 8 ft of cord.
 Uses 6 bulbs (Type A - E26; 60W max).
 Material: White Oak



LAMP639MB
 Task Chandelier
 29" X 29" X 12.5" H
 Includes canopy, 6 ft of chain, 8 ft of cord.
 Uses 6 bulbs (Type B - E12; 25W max).
 Material: Metal
 Finish: Antique Brass

LAMP416
 Exton Chandelier
 40" X 40" X 23.5" H
 Includes canopy, 6 ft of chain, 8 ft of cord.
 Uses 8 bulbs (Type B - E12; 25W max).
 Material: Metal



LAMP416MB
 Exton Chandelier
 40" X 40" X 23.5" H
 Includes canopy, 6 ft of chain, 8 ft of cord.
 Uses 8 bulbs (Type B - E12; 25W max).
 Material: Metal
 Finish: Antique Brass



LAMP416MB-S
 Exton Chandelier
 27.5" X 27.5" X 19" H
 Includes canopy, 6 ft of chain, 8 ft of cord.
 Uses 6 bulbs (Type B - E12; 25W max).
 Material: Metal
 Finish: Antique Brass





LAMP558MB

Oval Deco Chandelier

32" X 23" X 15" H

Includes canopy, 6 ft of chain, 8 ft of cord.

Uses 4 bulbs (Type B - E12; 40W max).

Material: Glass & Metal

Finish: Antique Brass



LAMP551MB

Round Deco Chandelier

24.5" X 24.5" X 18" H

Includes canopy, 6 ft of chain, 8 ft of cord.

Uses 3 bulbs (Type B - E12; 40W max).

Material: Glass & Metal

Finish: Antique Brass



LAMP599MB

Linden Chandelier

29" X 29" X 19.5" H

Includes canopy, 6 ft of chain, 8 ft of cord.

Uses 4 bulbs (Type B - E12; 25W max).

Material: Metal & Crystal

Finish: Antique Brass



LAMP650MB

Lotus Chandelier

20" X 20" X 20" H

Includes canopy, 6 ft of chain, 8 ft of cord.

Uses 4 bulbs (Type B - E12; 40W max).

Material: Metal & Glass

Finish: Antique Brass



LAMP683

Scala Chandelier

32" X 32" X 17.5" H

Includes canopy, 6 ft of chain, 8 ft of cord.

Uses 4 bulbs (Type B - E12; 40W max).

Material: Metal & Glass



LAMP703MB

Quebec Chandelier

26" X 26" X 33" H

Includes canopy, 6 ft of chain, 8 ft of cord.

Uses 6 bulbs (Type B - E12; 25W max).

Material: Metal & Glass

Finish: Antique Brass



LAMP566MB

Venice Chandelier

17" X 17" X 21" H

Includes canopy, 6 ft of chain, 8 ft of cord.

Uses 3 bulbs (Type B - E12; 25W max).

Material: Metal & Glass

Finish: Antique Brass



LAMP602MB

Toby Chandelier

13" X 13" X 18" H

Includes canopy, 6 ft of chain, 8 ft of cord.

Uses 4 bulbs (Type B - E12; 25W max).

Material: Metal & Crystal

Finish: Antique Brass



LAMP531MB

Snow Flake Chandelier

22" X 21" X 19" H

Includes canopy, 6 ft of chain, 8 ft of cord.

Uses 12 bulbs (Type A - E26; 40W max).

Material: Metal

Finish: Antique Brass



LAMP708MB

Axe Chandelier

8" X 8" X 30" H

Includes canopy, 6 ft of chain, 8 ft of cord.

Uses 16 bulbs (Type A - E26; 25W max).

Material: Metal

Finish: Antique Brass



LAMP627ASV

Alex Chandelier

29" X 25" X 23.5" H

Includes canopy, 6 ft of chain, 8 ft of cord.

Uses 12 bulbs (Type A - E26; 40W max).

Material: Metal

Finish: Antique Silver



LAMP595MB

Lou Chandelier

30" X 28" X 28" H

Includes canopy, 6 ft of chain, 8 ft of cord.

Uses 6 bulbs (Type A - E26; 25W max).

Material: Metal & Glass

Finish: Antique Brass



LAMP672MB

Sasha Chandelier

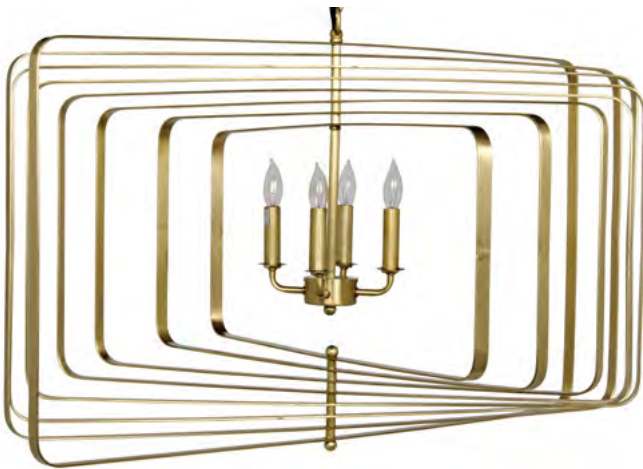
53" X 53" X 20" H

Includes canopy, 6 ft of chain, 8 ft of cord.

Uses 12 bulbs (Type B - E12; 15W max).

Material: Metal

Finish: Antique Brass



LAMP608MB-L

Dimaclemas Chandelier, Large

35.5" X 27" X 22" H

Includes canopy, 6 ft of chain, 8 ft of cord.

Uses 4 bulbs (Type B - E12; 40W max).

Material: Metal

Finish: Antique Brass



LAMP608MB-S

Dimaclemas Chandelier, Small

23" X 14.5" X 24.5" H

Includes canopy, 6 ft of chain, 8 ft of cord.

Uses 4 bulbs (Type B - E12; 25W max).

Material: Metal

Finish: Antique Brass



LAMP605MB

Darwin Chandelier

41.5" X 41.5" X 29" H

Includes canopy, 6 ft of chain, 8 ft of cord.

Uses 6 bulbs (Type B - E12; 15W max).

Material: Metal

Finish: Antique Brass



LAMP572MB

Veil Chandelier

20" X 20" X 27" H

Includes canopy, 6 ft of chain, 8 ft of cord.

Uses 3 bulbs (Type B - E12; 40W max).

Material: Metal

Finish: Antique Brass



LAMP715MB

Pavilion Chandelier

25" X 25" X 36" H

Includes canopy, 6 ft of chain, 8 ft of cord.

Uses 8 bulbs (Type B - E12; 25W max).

Material: Metal

Finish: Antique Brass



LAMP618MB
 Conley Chandelier
 26" X 26" X 26" H
 Includes canopy, 6 ft of chain, 8 ft of cord.
 Uses 4 bulbs (Type B - E12; 25W max).
 Material: Metal & Glass
 Finish: Antique Brass



LAMP651MB
 Small Round Deco Chandelier
 16" X 16" X 14" H
 Includes canopy, 6 ft of chain, 8 ft of cord.
 Uses 4 bulbs (Type B - E12; 40W max).
 Material: Metal & Glass
 Finish: Antique Brass



LAMP727MB
 Quintus Chandelier
 25 X 25 X 24H
 Includes canopy, 6 ft of chain, 8 ft of cord.
 Uses 4 bulbs (Type B - E12; 25W max).
 Material: Metal & Glass
 Finish: Antique Brass



LAMP730MTB
 Satellite Chandelier
 31.5 X 31.5 X 32.5H
 Includes canopy, 6 ft of chain, 8 ft of cord.
 Uses 8 bulbs (Type B - E12; 25W max).
 Material: Raw Glass & Metal
 Finish: Matte Black



LAMP549MB

Dolce Vita Lamp, A
24" X 24" X 30" H

Includes canopy, 6 ft of chain, 8 ft of cord.

Uses 4 bulbs (Type B - E12; 25W max).

Material: Glass & Metal

Finish: Antique Brass



LAMP654MB

Dolce Vita Lamp, Small
15.5" X 15.5" X 19" H

Includes canopy, 6 ft of chain, 8 ft of cord.

Uses 1 bulb (Type A - E26; 60W max).

Material: Metal & Glass

Finish: Antique Brass



LAMP560MB

Mystic Chandelier
23.5" X 23.5" X 26.5" H

Includes canopy, 6 ft of chain, 8 ft of cord.

Uses 6 bulbs (Type B - E12; 25W max).

Material: Glass & Metal

Finish: Antique Brass



LAMP564MB

Palazzo Chandelier
27" X 27" X 32" H

Includes canopy, 6 ft of chain, 8 ft of cord.

Uses 8 bulbs (Type B - E12; 25W max).

Material: Metal & Glass

Finish: Antique Brass



LAMP568

Fiore Chandelier

26" X 26" X 21" H

Includes canopy, 6 ft of chain, 8 ft of cord.

Uses 3 bulbs (Type B - E12; 25W max).

Material: Metal & Glass



LAMP594MB

King Chandelier

29" X 28" X 28.5" H

Includes canopy, 6 ft of chain, 8 ft of cord.

Uses 4 bulbs (Type B - E12; 25W max).

Material: Metal & Glass

Finish: Antique Brass



LAMP582CR

Illumination Chandelier

18" X 18" X 27" H

Includes canopy, 6 ft of chain, 8 ft of cord.

Uses 3 bulbs (Type B - E12; 25W max).

Material: Metal & Glass

Finish: Chrome



LAMP581CR

Villa Chandelier

30" X 30" X 36" H

Includes canopy, 6 ft of chain, 8 ft of cord.

Uses 8 bulbs (Type B - E12; 25W max).

Material: Metal & Glass

Finish: Chrome



LAMP669

Alva Chandelier

22.5" X 22.5" X 25.5" H

Includes canopy, 6 ft of chain, 8 ft of cord.

Uses 4 bulbs (Type B - E12; 25W max).

Material: Metal & Glass



LAMP662MB

Babylon Chandelier

28" X 28" X 30" H

Includes canopy, 6 ft of chain, 8 ft of cord.

Uses 9 bulbs (Type B - E12; 25W max).

Material: Metal & Glass

Finish: Antique Brass



LAMP648MB

Small Cruzar Light

35" X 35" X 35" H

Includes canopy, 6 ft of chain, 8 ft of cord.

Uses 48 bulbs (Type B - E12; 15W max).

Material: Metal

Finish: Antique Brass



LAMP648

Small Cruzar Light

35" X 35" X 35" H

Includes canopy, 6 ft of chain, 8 ft of cord.

Uses 48 bulbs (Type B - E12; 15W max).

Material: Metal



LAMP456MB

Cruzar Light

51.5" X 51.5" X 37" H

Includes canopy, 6 ft of chain, 8 ft of cord.

Uses 48 bulbs (Type B - E12; 15W max).

Material: Metal

Finish: Antique Brass



LAMP456

Cruzar Light

51.5" X 51.5" X 37" H

Includes canopy, 6 ft of chain, 8 ft of cord.

Uses 48 bulbs (Type B - E12; 15W max).

Material: Metal



LAMP456ASV

Cruzar Light

51.5" X 51.5" X 37" H

Includes canopy, 6 ft of chain, 8 ft of cord.

Uses 48 bulbs (Type B - E12; 15W max).

Material: Metal

Finish: Antique Silver



LAMP334MB
 Marine Fixture Pendant
 22.5" X 22.5" X 25" H
 Includes canopy, 6 ft of chain, 8 ft of cord.
 Uses 1 bulb (Type A - E26; 40W max).
 Material: Metal
 Finish: Antique Brass



LAMP334
 Marine Fixture Pendant
 22.5" X 22.5" X 25" H
 Includes canopy, 6 ft of chain, 8 ft of cord.
 Uses 1 bulb (Type A - E26; 40W max).
 Material: Metal



LAMP701MT
 Dunn Pendant
 22.5" X 22.5" X 25.5" H
 Includes canopy, 6 ft of chain, 8 ft of cord.
 Uses 1 bulb (Type A - E26; 60W max).
 Material: Metal



LAMP555MB

Tic Pendant

10.5" X 10.5" X 16" H

Includes canopy, 6 ft of chain, 8 ft of cord.

Uses 1 bulb (Type A - E26; 40W max).

Material: Glass

Finish: Antique Brass



LAMP556MB

Tac Pendant

10.5" X 10.5" X 13.5" H

Includes canopy, 6 ft of chain, 8 ft of cord.

Uses 1 bulb (Type A - E26; 40W max).

Material: Glass

Finish: Antique Brass



LAMP663

Nana Pendant

7" X 7" X 8.5" H

Includes canopy, 6 ft of chain, 8 ft of cord.

Uses 1 bulb (Type B - E12; 40W max).

Material: Metal & Glass

Finish: Antique Brass



LAMP576MB

Glaciers Pendant

10.5" X 10.5" X 16" H

Includes canopy, 6 ft of chain, 8 ft of cord.

Uses 1 bulb (Type A - E26; 40W max).

Material: Metal & Glass

Finish: Antique Brass



LAMP675MB

Lora Pendant

12" X 12" X 23" H

Includes canopy, 6 ft of chain, 8 ft of cord.

Uses 1 bulb (Type A - E26; 40W max).

Material: Metal & Glass

Finish: Antique Brass



LAMP645

Ice Pendant

7.5" X 7.5" X 16" H

Includes canopy, 6 ft of chain, 8 ft of cord.

Uses 1 bulb (Type A - E26; 40W max).

Material: Metal & Glass

Finish: Antique Brass



LAMP606MB

Zoe Pendant

8" X 8" X 10.5" H

Includes canopy, 6 ft of chain, 8 ft of cord.

Uses 1 bulb (Type A - E26; 40W max).

Material: Metal & Glass

Finish: Antique Brass



LAMP367MB

Odeon Pendant

8" X 8" X 14" H

Includes canopy, 6 ft of chain, 8 ft of cord.

Uses 1 bulb (Type A - E26; 40W max).

Material: Metal & Glass

Finish: Antique Brass



LAMP571
Rideau Pendant
10.5" X 10.5" X 28" H
Uses 1 bulb (Type A - E26; 60W max).
Material: Metal



LAMP463
Crystal Pendant, Large
26.5" X 26.5" X 15" H
Includes canopy, 6 ft of chain, 8 ft of cord.
Uses 3 bulbs (Type B - E12; 40W max).
Material: Metal & Glass



LAMP464
Crystal Pendant, Small
17" X 17" X 14" H
Includes canopy, 6 ft of chain, 8 ft of cord.
Uses 4 bulbs (Type B - E12; 40W max).
Material: Metal & Glass



LAMP463MB
Crystal Pendant, Large
26" X 26" X 15" H
Includes canopy, 6 ft of chain, 8 ft of cord.
Uses 3 bulbs (Type B - E12; 40W max).
Material: Metal & Crystals
Finish: Antique Brass



LAMP544MT
 544 Club Pendant
 42.5" X 10" X 27.5" H
 Includes canopy, 6 ft of chain, 8 ft of cord.
 Uses 12 bulbs (Type B - E12; 15W max).
 Material: Metal



LAMP545MT
 545 Club Pendant
 67" X 10" X 23.5" H
 Includes canopy, 6 ft of chain, 8 ft of cord.
 Uses 22 bulbs (Type B - E12; 15W max).
 Material: Metal



LAMP501MB
 Star Pendant
 33" X 29" X 13.5" H
 Includes canopy, 6 ft of chain, 8 ft of cord.
 Uses 6 bulbs (Type B - E12; 40W max).
 Material: Metal
 Finish: Antique Brass



LAMP369
Brooks Pendant
30" X 30" X 30" H
Includes canopy, 6 ft of chain, 8 ft of cord.
Uses 4 bulbs (Type B - E12; 40W max).
Material: Metal
Finish: Rustic



LAMP369MB
Brooks Pendant
30" X 30" X 30" H
Includes canopy, 6 ft of chain, 8 ft of cord.
Uses 4 bulbs (Type B - E12; 40W max).
Material: Metal
Finish: Antique Brass



LAMP369ASV
Brooks Pendant
30" X 30" X 30" H
Includes canopy, 6 ft of chain, 8 ft of cord.
Uses 4 bulbs (Type B - E12; 40W max).
Material: Metal
Finish: Antique Silver



LAMP386
Montel Pendant
33.5" X 33.5" X 33" H
Includes canopy, 6 ft of chain, 8 ft of cord.
Uses 8 bulbs (Type B - E12; 25W max).
Material: Metal



LAMP305

Birdcage Pendant 305

25.5" X 25.5" X 28" H

Includes canopy, 6 ft of chain, 8 ft of cord.

Uses 4 bulbs (Type A - E26; 60W max).

Material: Metal



LAMP305MB

Birdcage Pendant 305

25.5" X 25.5" X 28" H

Includes canopy, 6 ft of chain, 8 ft of cord.

Uses 4 bulbs (Type A - E26; 60W max).

Material: Metal

Finish: Antique Brass



LAMP562MB

Blinder Chandelier

33" X 33" X 25" H

Includes canopy, 6 ft of chain, 8 ft of cord.

Uses 8 bulbs (Type B - E12; 25W max).

Material: Metal

Finish: Antique Brass



LAMP362B

Diamond Pendant, B

14" X 14" X 19" H

Includes canopy, 6 ft of chain, 8 ft of cord.

Uses 1 bulb (Type A - E26; 60W max).

Material: Metal



LAMP362C

Diamond Pendant, C

14" X 14" X 19" H

Includes canopy, 6 ft of chain, 8 ft of cord.

Uses 1 bulb (Type A - E26; 60W max).

Material: Metal



LAMP362A

Diamond Pendant, A

13" X 13" X 25.5" H

Includes canopy, 6 ft of chain, 8 ft of cord.

Uses 1 bulb (Type A - E26; 60W max).

Material: Metal



LAMP362MB-A
 Diamond Pendant, A
 13" X 13" X 25.5" H
 Includes canopy, 6 ft of chain, 8 ft of cord.
 Uses 1 bulb (Type A - E26; 60W max).
 Material: Metal
 Finish: Antique Brass



LAMP362MB-B
 Diamond Pendant, B
 14" X 14" X 19" H
 Includes canopy, 6 ft of chain, 8 ft of cord.
 Uses 1 bulb (Type A - E26; 60W max).
 Material: Metal
 Finish: Antique Brass



LAMP362MB-C
 Diamond Pendant, C
 14" X 14" X 19" H
 Includes canopy, 6 ft of chain, 8 ft of cord.
 Uses 1 bulb (Type A - E26; 60W max).
 Material: Metal
 Finish: Antique Brass



LAMP516MB
 Mine Pendant
 10" X 10" X 14" H
 Includes canopy, 6 ft of chain, 8 ft of cord.
 Uses 16 bulbs (Type A - E26; 15W max).
 Material: Metal
 Finish: Antique Brass



LAMP441

Sassari Pendant

29.5" X 29.5" X 17" H

Includes canopy, 6 ft of chain, 8 ft of cord.

Uses 4 bulbs (Type B - E12; 40W max).

Material: Metal



LAMP441MB

Sassari Pendant

29.5" X 29.5" X 17" H

Includes canopy, 6 ft of chain, 8 ft of cord.

Uses 4 bulbs (Type B - E12; 40W max).

Material: Metal

Finish: Antique Brass



LAMP431

Utica Pendant

39" X 39" X 24" H

Includes canopy, 6 ft of chain, 8 ft of cord.

Uses 12 bulb (Type B - E12; 15W max).

Material: Metal



LAMP417ASV

Alden Pendant

21.5" X 21.5" X 34" H

Includes canopy, 6 ft of chain, 8 ft of cord.

Uses 5 bulbs (Type A - E26; 40W max).

Material: Metal



LAMP417MB

Alden Pendant

21.5" X 21.5" X 34" H

Includes canopy, 6 ft of chain, 8 ft of cord.

Uses 5 bulbs (Type A - E26; 40W max).

Material: Metal

Finish: Antique Brass



LAMP702MB

Mo Pendant

19.5" X 19.5" X 14" H

Includes canopy, 6 ft of chain, 8 ft of cord.

Uses 4 bulbs (Type B - E12; 40W max).

Material: Metal

Finish: Antique Brass



LAMP422MB

Abel Pendant

25" X 25" X 26.5" H

Includes canopy, 6 ft of chain, 8 ft of cord.

Uses 4 bulbs (Type B - E12; 25W max).

Material: Metal

Finish: Antique Brass



LAMP418MB

Tournant Pendant

25" X 25" X 28" H

Includes canopy, 6 ft of chain, 8 ft of cord.

Uses 4 bulbs (Type B - E12; 25W max).

Material: Metal

Finish: Antique Brass



LAMP517

Orion Pendant

38" X 38" X 38" H

Includes canopy, 6 ft of chain, 8 ft of cord.

Uses 4 bulbs (Type B - E12; 40W max).

Material: Metal



LAMP517MB

Orion Pendant


38" X 38" X 38" H

Includes canopy, 6 ft of chain, 8 ft of cord.

Uses 4 bulbs (Type B - E12; 40W max).

Material: Metal

Finish: Antique Brass



LAMP444MB

Crossover Pendant

40" X 40" X 27.5" H

Includes canopy, 6 ft of chain, 8 ft of cord.

Uses 12 bulbs (Type B - E12; 25W max).

Material: Metal

Finish: Antique Brass



LAMP444

Crossover Pendant

40" X 40" X 27.5" H

Includes canopy, 6 ft of chain, 8 ft of cord.

Uses 12 bulbs (Type B - E12; 25W max).

Material: Metal



LAMP490

Pia Pendant

31" X 30.5" X 25" H

Includes canopy, 6 ft of chain, 8 ft of cord.

Uses 8 bulbs (Type B - E12; 25W max).

Material: Glass & Metal



LAMP646MB

Arena Pendant

20" X 20" X 20" H

Includes canopy, 6 ft of chain, 8 ft of cord.

Uses 8 bulbs (Type B - E12; 25W max).

Material: Metal

Finish: Antique Brass



LAMP646MT

Arena Pendant

20" X 20" X 20" H

Includes canopy, 6 ft of chain, 8 ft of cord.

Uses 8 bulbs (Type B - E12; 25W max).

Material: Metal



LAMP462

Mesh Pendant

30" X 30" X 27" H

Includes canopy, 6 ft of chain, 8 ft of cord.

Uses 8 bulbs (Type B - E12; 25W max).

Material: Metal



LAMP660MB

Apollo Lantern

28" X 8.5" X 10.5" H

Uses 2 bulbs (Type B - E12; 40W max).

Material: Metal

Finish: Antique Brass



LAMP664ASV
 Baas Sconce
 11.5" X 8.5" X 10.5" H
 Uses 1 bulb hardwired (Type B - E12; 40W max).
 Material: Metal
 Finish: Antique Silver



LAMP664MB
 Baas Sconce
 11.5" X 8.5" X 10.5" H
 Uses 1 bulb hardwired (Type B - E12; 40W max).
 Material: Metal
 Finish: Antique Brass



LAMP674MB
 Mathis Sconce
 19.5" X 10" X 15" H
 Uses 3 bulbs hardwired (Type B - E12; 25W max).
 Material: Metal
 Finish: Antique Brass



LAMP668MB
 Lubmila Sconce
 12" X 7" X 12" H
 Uses 4 bulbs hardwired (Type B - E12; 25W max).
 Material: Metal
 Finish: Antique Brass



LAMP686MB
Elbow Sconce
5.5" X 10" X 11" H
Uses 1 bulb hardwired (Type B - E12; 40W max).
Material: Metal
Finish: Antique Brass




LAMP420
Enzo Sconce
12.5" X 35" X 30" H
2-prong polarized plug w Inline Rocker switch.
Uses 1 bulb (Type A - E26; 60W max).
Material: Metal



LAMP542MB
Lassie Sconce
25" X 11.5" X 5" H
Uses 4 bulbs hardwired (Type B - E12; 15W max).
Material: Metal & Glass
Finish: Antique Brass



LAMP541MB
Mattias Sconce
11.5" X 10" X 34.5" H
Uses 4 bulbs (Type B - E12; 15W max).
Material: Metal & Glass
Finish: Antique Brass



LAMP548MB

Antiope Sconce

13.5" X 7" X 5" H

Uses 2 bulbs hardwired (Type B - E12; 25W max).

Material: Metal & Glass

Finish: Antique Brass



LAMP567MB

Bari Sconce

15.5" X 8" X 17.5" H

Uses 3 bulbs hardwired (Type B - E12; 25W max).

Material: Metal

Finish: Antique Brass



LAMP561MB

Star Sconce

16" X 11" X 16" H

Uses 1 bulb hardwired (Type B - E12; 40W max).

Material: Metal

Finish: Antique Brass



LAMP600MB

Krupp Sconce

8" X 11" X 4.5" H

Uses 1 bulb hardwired (Type B - E12; 40W max).

Material: Metal & Glass


Finish: Antique Brass




LAMP510MB
Rossi Sconce
16.5" X 2.5" X 6.5" H
Uses 2 bulbs hardwired (Type B - E12; 25W max).
Material: Metal
Finish: Antique Brass



LAMP513MB
Cross Sconce
19.5" X 3" X 19.5" H
Uses 4 bulbs hardwired (Type B - E12; 25W max).
Material: Metal
Finish: Antique Brass



LAMP511MB
Straight Sconce
20" X 3" X 5" H
Uses 2 bulbs hardwired (Type B - E12; 25W max).
Material: Metal
Finish: Antique Brass



LAMP512MB
Salome Sconce
25" X 8.5" X 9" H
Uses 8 bulbs hardwired (Type B - E12; 25W max).
Material: Metal
Finish: Antique Brass



LAMP724MTB
 Lenox Sconce
 5" X 7.5" X 23.5" H
 Uses 1 bulb hardwired (Type B - E12; 40W max).
 Material: Metal & Glass
 Finish: Matte Black & Antique Brass



LAMP725MTB
 Messala Sconce
 9" X 8" X 26.5" H
 Uses 1 bulb hardwired (Type B - E12; 40W max).
 Material: Matte Black & Antique Brass



LAMP723MTB
 Aegeon Sconce
 9" X 14" X 16.5" H
 Uses 2 bulbs hardwired (Type A - E26; 40W max).
 Material: Metal
 Finish: Matte Black & Antique Brass



LAMP603MB
 Full Frontal Lamp
 25" X 25" X 7.5" H
 Uses 25 bulbs hardwired (Type B - E12; 15W max).
 Material: Metal
 Finish: Antique Brass



LAMP612MB
 Anora Sconce
 18.5" X 4" X 7" H
 Uses 2 bulbs hardwired (Type B - E12; 40W max).
 Material: Metal
 Finish: Antique Brass



LAMP722MB
 Fiorino Sconce
 8" X 11.5" X 15"
 Uses 1 bulb hardwired (Type B - E12; 40W max).
 Material: Metal & Glass
 Finish: Antique Brass



LAMP694MB
 Neive Sconce
 13.5" X 8" X 16" H
 Uses 1 bulb hardwired (Type B - E12; 40W max).
 Material: Metal & Glass
 Finish: Antique Brass



LAMP459MBSH
 Triangle Table Lamp
 14.5" X 14.5" X 26.5" H
 Includes switch & 2-prong polarized plug.
 Uses 1 bulb (Type A - E26; 60W max).
 Material: Metal
 Finish: Antique Brass



LAMP459SH
 Triangle Table Lamp
 14.5" X 14.5" X 26.5" H
 Includes switch & 2-prong polarized plug.
 Uses 1 bulb (Type A - E26; 60W max).
 Material: Metal



LAMP633MBSH
 Jack Table Lamp
 13" X 13" X 27" H
 Includes switch & 2-prong polarized plug.
 Uses 1 bulb (Type A - E26; 40W max).
 Material: Metal
 Finish: Antique Brass



LAMP626MTSH
 Zander Table Lamp
 12" X 12" X 27" H
 Includes switch & 2-prong polarized plug.
 Uses 1 bulb (Type A - E26; 60W max).
 Material: Metal



LAMP628MBSH
Vadim Table Lamp
13" X 13" X 25" H
Includes switch & 2-prong polarized plug.
Uses 1 bulb (Type A - E26; 40W max).
Material: Metal
Finish: Antique Brass



LAMP667MBSH
Candis Lamp with Shade
12" X 12" X 28" H
Inline Rocker switch 2-prong polarized plug
Uses 1 bulb (Type A - E26; 60W max).
Material: Metal
Finish: Antique Brass



LAMP622MTSH
Wilton Table Lamp
13" X 13" X 25" H
Includes switch & 2-prong polarized plug.
Uses 1 bulb (Type A - E26; 60W max).
Material: Metal



LAMP624MTSH
Altman Table Lamp
13.5" X 13.5" X 26.5" H
Includes switch & 2-prong polarized plug.
Uses 1 bulb (Type A - E26; 60W max).
Material: Metal



LAMP506MB
 Knick Table Lamp
 12" X 10" X 18" H
 Includes switch & 2-prong polarized plug.
 Uses 1 bulb (Type B - E12; 40W max).
 Material: Metal
 Finish: Antique Brass



LAMP508MB
 Milky Way Lamp
 14" X 14" X 35" H
 Includes switch & 2-prong polarized plug.
 Uses 1 bulb (Type A - E26; 40W max).
 Material: Metal
 Finish: Antique Brass



LAMP546MB
 Match Table Lamp
 14" X 14" X 29" H
 Includes switch & 2-prong polarized plug.
 Uses 1 bulb (Type A - E26; 40W max).
 Material: Metal & Glass
 Finish: Antique Brass



LAMP589MB
Dede Table Lamp
13" X 13" X 27" H
Includes switch & 2-prong polarized plug.
Uses 1 bulb (Type A - E26; 60W max).
Material: Metal & Glass
Finish: Antique Brass



LAMP591MB
Merle Table Lamp
11" X 11" X 26.5" H
Includes switch & 2-prong polarized plug.
Uses 1 bulb (Type A - E26; 40W max).
Material: Metal & Glass
Finish: Antique Brass



LAMP630MBSH
Pulan Table Lamp
15" X 15" X 34.5" H
Includes switch & 2-prong polarized plug.
Uses 1 bulb (Type A - E26; 40W max).
Material: Metal
Finish: Antique Brass



LAMP592MB
Merla Lamp
17" X 8" X 22.5" H
Includes switch & 2-prong polarized plug.
Uses 1 bulb (Type B - E12; 40W max).
Material: Metal
Finish: Antique Brass



LAMP614MB
 Milkyway Table Lamp
 21" X 18" X 30" H
 Includes switch & 2-prong polarized plug.
 Uses 3 bulbs (Type A - E26; 40W max).
 Material: White Stone & Glass
 Finish: Antique Brass



LAMP625MB
 Moon Table Lamp
 14.5" X 14.5" X 17.5" H
 Includes switch & 2-prong polarized plug.
 Uses 1 bulb (Type A - E26; 60W max).
 Material: Metal
 Finish: Antique Brass



LAMP569MB
 Reflect Table Lamp
 12" X 13.5" X 20.5" H
 Includes switch & 2-prong polarized plug.
 Uses 1 bulb (Type A - E26; 60W max).
 Material: Marble & Mirror
 Finish: Antique Brass



LAMP632BLSH

Gogol Table Lamp

13" X 13" X 27" H

Includes switch & 2-prong polarized plug.

Uses 1 bulb (Type A - E26; 40W max).

Material: Black Stone



LAMP634SH

Bearings Table Lamp

12" X 12" X 27" H

Includes switch & 2-prong polarized plug.

Uses 1 bulb (Type A - E26; 40W max).

Material: Ceramic

Finish: Silver



LAMP636SH

Drop Table Lamp

13" X 13" X 25" H

Includes switch & 2-prong polarized plug.

Uses 1 bulb (Type A - E26; 40W max).

Material: Glass



LAMP637SH

Vertical Ghost Table Lamp

13" X 13" X 25" H

Includes switch & 2-prong polarized plug.

Uses 1 bulb (Type A - E26; 40W max).

Material: Glass



LAMP638SH

Horizontal Ghost Table Lamp

13" X 13" X 21" H

Includes switch & 2-prong polarized plug.

Uses 1 bulb (Type A - E26; 40W max).

Material: Glass



LAMP629MB

Altmann Table Lamp

15" X 12" X 23.5" H

Includes switch & 2-prong polarized plug.

Uses 1 bulb (Type A - E26; 40W max).

Material: Walnut, Metal & Plexiglass

Finish: Dark Walnut & Brass



LAMP666MBSH
 Chloe Lamp with Black Shade
 20.5" X 20.5" X 31" H
 Inline Rocker switch 2-prong polarized plug
 Uses 1 bulb (Type A - E26; 60W max).
 Material: Metal
 Finish: Antique Brass



LAMP678MB
 Flip Table Lamp
 12" X 12" X 11.5" H
 Inline Rocker switch 2-prong polarized plug
 Uses 1 bulb (Type A - E26; 40W max).
 Material: Metal
 Finish: Antique Brass



LAMP676MB
 Foka Table Lamp
 8" X 8" X 11" H
 Inline Rocker switch 2-prong polarized plug
 Uses 1 bulb (Type A - E26; 40W max).
 Material: Metal
 Finish: Antique Brass



LAMP677MB
 Foma Table Lamp
 9" X 9" X 16" H
 Inline Rocker switch 2-prong polarized plug
 Uses 1 bulb (Type A - E26; 40W max).
 Material: Metal
 Finish: Antique Brass



LAMP692MB
 Globular Table Lamp
 19.5" X 19.5" X 27" H
 Inline Rocker switch 2-prong polarized plug
 Uses 6 bulbs (Type A - E26; 25W max).
 Material: Metal & Glass
 Finish: Antique Brass



LAMP653MB
 Lounge Table Lamp
 12.5" X 12.5" X 26" H
 Inline Rocker switch 2-prong polarized plug
 Uses 2 bulbs (Type A - E26; 25W max).
 Material: Metal
 Finish: Antique Brass



LAMP661
 Milano Table Lamp
 7" X 7" X 10" H
 Inline Rocker switch 2-prong polarized plug
 Uses 1 bulb (Type A - E26; 40W max).
 Material: Onyx



LAMP659MB
 Apollo Table Lamp
 24" X 6" X 14" H
 Inline Rocker switch 2-prong polarized plug
 Uses 4 bulbs (Type A - E26; 40W max).
 Material: Metal
 Finish: Antique Brass



LAMP687SH

Obtuse Table Lamp with Shade
14" X 13" X 21" H

Includes switch & 2-prong polarized plug.
Uses 1 bulb (Type A - E26; 60W max).
Material: Glass



LAMP671MB

Roman Table Lamp
17.5" X 11.5" X 19.5" H

Includes switch & 2-prong polarized plug.
Uses 1 bulb (Type A - E26; 60W max).
Material: Metal
Finish: Antique Brass



LAMP642SVSH

Architectural Lamp with Shade
18" X 18" X 23" H

Inline Rocker switch 2-prong polarized plug
Uses 1 bulb (Type A - E26; 60W max).
Material: Metal
Finish: Antique Silver



LAMP642MBSH

Architectural Lamp with Shade
18" X 18" X 23" H

Inline Rocker switch 2-prong polarized plug
Uses 1 bulb (Type A - E26; 60W max).
Material: Metal
Finish: Antique Brass



LAMP588MB
Thana Table Lamp
12.5" X 12.5" X 28" H
Includes switch & 2-prong polarized plug.
Uses 1 bulb (Type A - E26; 40W max).
Material: Metal
Finish: Antique Brass



LAMP665MB
Shala Table Lamp
8.5" X 8.5" X 26" H
Includes switch & 2-prong polarized plug.
Uses 1 bulb (Type A - E26; 60W max).
Material: Metal & Glass
Finish: Antique Brass



LAMP682WHS
White Marble Cylinder Lamp with Shade
14.5" X 14.5" X 28" H
Includes switch & 2-prong polarized plug.
Uses 1 bulb (Type A - E26; 40W max).
Material: White Marble



LAMP709MBSH
Tulum Table Lamp with Shade
11" X 11" X 29" H
Includes switch & 2-prong polarized plug.
Uses 1 bulb (Type A - E26; 40W max).
Material: Metal
Finish: Antique Brass



LAMP706MBSH
Lea Table Lamp with Shade
13" X 13" X 18.5" H
Inline Rocker switch 2-prong polarized plug
Uses 1 bulb (Type A - E26; 60W max).
Material: Metal
Finish: Antique Brass



LAMP710MB
Moriarty Table Lamp
12" X 12" X 28" H
Includes switch & 2-prong polarized plug.
Uses 1 bulb (Type A - E26; 40W max).
Material: Metal



LAMP726MB
Luna Lamp
12" X 12" X 24.5" H
Includes switch & 2-prong polarized plug.
Uses 1 bulb (Type A - E26; 40W max).
Material: Metal
Finish: Antique Brass



LAMP700MB
 Leila Lamp
 12.5" X 12.5" X 24.5" H
 Inline Rocker switch 2-prong polarized plug
 Uses 2 bulbs (Type B - E12; 40W max).
 Material: Metal
 Finish: Antique Brass



LAMP718MB
 Skuba Table Lamp
 13.5" X 13.5" X 21.5" H
 Inline Rocker switch 2-prong polarized plug
 Uses 1 bulb (Type A - E26; 60W max).
 Material: Metal
 Finish: Antique Brass



LAMP707MBSH
 Leo Table Lamp with Shade
 14.5" X 14.5" X 27.5" H
 Inline Rocker switch 2-prong polarized plug
 Uses 1 bulb (Type A - E26; 60W max).
 Material: Metal
 Finish: Antique Brass



LAMP583MB
 Piedmont Table Lamp
 16" X 16" X 27.5" H
 Inline Rocker switch 2-prong polarized plug
 Uses 6 bulbs (Type B - E12; 25W max).
 Material: Metal
 Finish: Antique Brass



LAMP698SH

Lorelei Table Lamp with White Shade
12" X 12" X 27" H
Inline Rocker switch 2-prong polarized plug
Uses 1 bulb (Type A - E26; 60W max).
Material: White Marble



LAMP705SH

Amsterdam Table Lamp with Shade
18" X 18" X 31" H
Inline Rocker switch 2-prong polarized plug
Uses 1 bulb (Type A - E26; 60W max).
Material: Walnut
Finish: Dark Walnut



LAMP712MTSH

Noble Table Lamp with Shade
18" X 18" X 30" H
Inline Rocker switch 2-prong polarized plug
Uses 1 bulb (Type A - E26; 40W max).
Material: Metal



LAMP623MBSH

Perry Table Lamp
14.5" X 14.5" X 31" H
Includes switch & 2-prong polarized plug.
Uses 1 bulb (Type A - E26; 60W max).
Material: Metal
Finish: Antique Brass



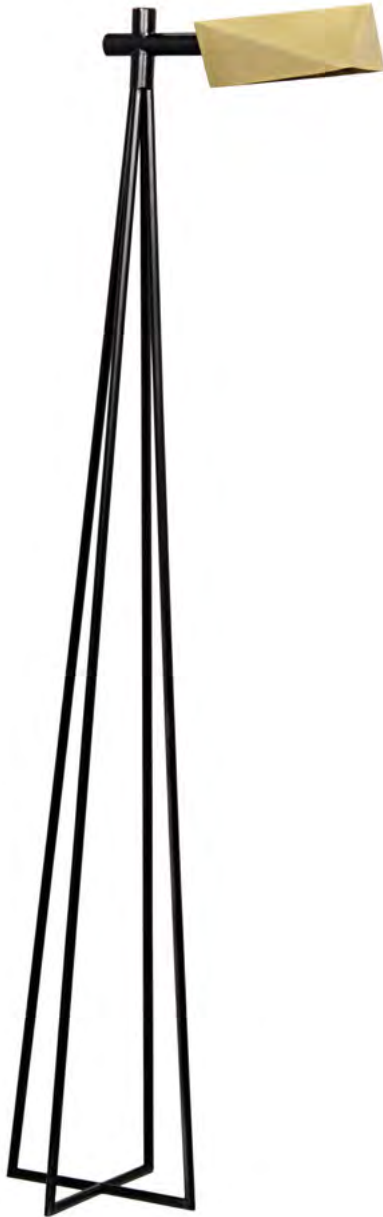
LAMP711MB
Moriarty Floor Lamp
13" X 13" X 68.5" H
Includes switch & 3-prong plug.
Uses 1 bulb (Type A - E26; 40W max).
Material: Metal



LAMP640
Bellevue Floor Lamp
25.5" X 18.5" X 70.5" H
Includes switch & 3-prong plug.
Uses 3 bulbs (Type B - E12; 25W max).
Material: Metal & Glass



LAMP543MB
Straight Floor Lamp
14.5" X 14.5" X 70" H
Includes switch & 3-prong plug.
Uses 6 bulbs (Type B - E12; 15W max).
Material: Metal & Glass
Finish: Antique Brass



LAMP616MB
Parma Floor Lamp
4.5" X 19" X 65" H
Includes switch & 3-prong plug.
Uses 1 bulb (Type A - E26; 40W max).
Material: Metal
Finish: Antique Brass




LAMP631MB
Aku Floor Lamp
16.5" X 18" X 63" H
Includes switch & 3-prong plug.
Uses 1 bulb (Type A - E26; 40W max).
Material: Walnut & Metal
Finish: Dark Walnut & Brass



LAMP445
 Asti Floor Lamp
 21.5" X 19" X 72" H
 Includes switch & 3-prong plug.
 Uses 1 bulb (Type A - E26; 40W max).
 Material: Metal



LAMP601MB
 Bullet Floor Lamp
 12" X 12" X 69" H
 Includes switch & 3-prong plug.
 Uses 2 bulbs (Type B - E12; 40W max).
 Material: Metal
 Finish: Antique Brass



LAMP535MB
 Pisa Floor Lamp
 28.5" X 15" X 64.5" H
 Includes switch & 3-prong plug.
 Uses 1 bulb (Type B - E12; 40W max).
 Material: Metal
 Finish: Antique Brass



LAMP641MB

Seafield Floor Lamp
16" X 15" X 70.5" H

Includes Inline push button floor switch 3-prong plug
Uses 3 blulbs (Type B - E12; 25W max).

Material: Metal & Glass
Finish: Antique Brass



LAMP652MB

Stereo Floor Lamp
25" X 12" X 60.5" H

Includes Inline push button floor switch 3-prong plug
Uses 2 bulbs (Type A - E26; 40W max).

Material: Metal & Glass
Finish: Antique Brass



LAMP728MTB

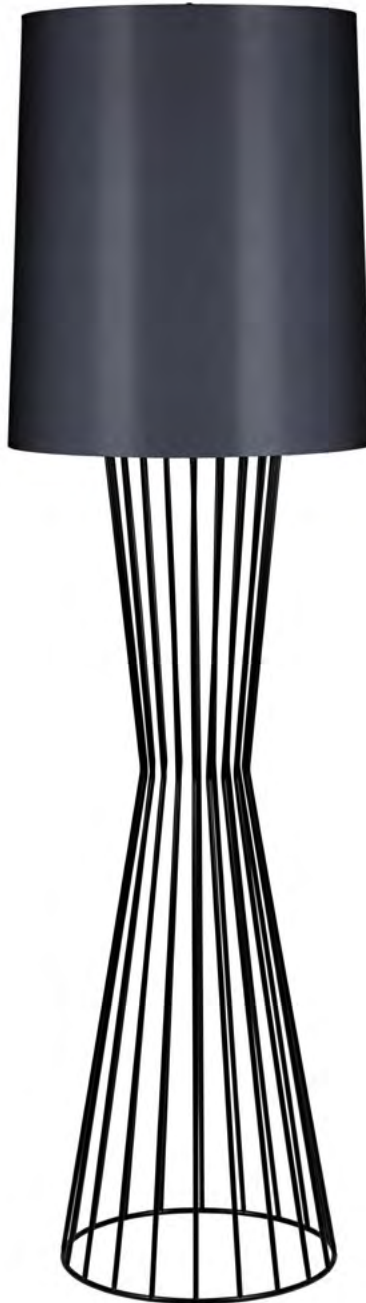
Strato Floor Lamp
30" X 25" X 73" H

Includes switch & 3-prong plug.
Uses 3 bulbs (Type A - E26; 40W max).

Material: Metal
Finish: Matte Black and Antique Brass



LAMP621MBSH
Yves Floor Lamp
20.5" X 20.5" X 72" H
Includes switch & 3-prong plug.
Uses 1 bulb (Type A - E26; 60W max).
Material: Metal
Finish: Antique Brass



LAMP590MTSH
Valdis Floor Lamp
20" X 20" X 70" H
Includes switch & 3-prong plug.
Uses 1 bulb (Type A - E26; 60W max).
Material: Metal




LAMP365
Tripod Floor Lamp
20.5" X 20.5" X 69" H
Includes switch & 3-prong plug.
Uses 1 bulb (Type A - E26; 60W max).
Material: Metal
Finish: As Is



LAMP578MT-S
 Monolite Floor Lamp, Small
 7.5" X 6" X 36.5" H
 Includes switch & 3-prong plug.
 Uses 3 bulbs (Type B - E12; 25W max).
 Material: Metal & Glass



LAMP598MB
 Holder Floor Lamp
 17" X 17" X 64.5" H
 Includes switch & 3-prong plug.
 Uses 6 bulbs (Type B - E12; 25W max).
 Material: Metal
 Finish: Antique Brass



LAMP720BMTB
 Portal Floor Lamp, B
 21" X 21" X 60" H
 Includes switch & 3-prong plug.
 Uses 1 bulb (Type A - E26; 60W max).
 Material: Metal
 Finish: Matte Black
 Fabric: Styrene



LAMP720AMTB
 Portal Floor Lamp, A
 15.5" X 15.5" X 76" H
 Includes switch & 3-prong plug.
 Uses 1 bulb (Type A - E26; 60W max).
 Material: Metal
 Finish: Matte Black
 Fabric: Styrene



LAMP733MTB
 Orion Floor Lamp
 18" X 18" X 63.5" H
 Includes switch & 3-prong plug.
 Uses 1 bulb (Type A - E26; 60W max).
 Material: Metal and White Stone
 Finish: Matte Black & Antique Brass



LAMP721MTB
 Zip Floor Lamp
 15" X 15" X 71" H
 Includes switch & 3-prong plug.
 Uses 1 bulb (Type A - E26; 60W max).
 Material: Metal
 Finish: Matte Black
 Fabric: Styrene



LAMP731MTB
 Signal Floor Light
 15.5" X 15.5" X 70.5" H
 Includes switch & 3-prong plug.
 Uses 22 bulbs (Type B - E12; 15W max).
 Material: Metal
 Finish: Matte Black



LAMP732MTB
 Signal Floor Light with Stand
 15.5" X 15.5" X 67.5" H
 Includes switch & 3-prong plug.
 Uses 12 bulbs (Type B - E12; 15W max).
 Material: Metal
 Finish: Matte Black

COMPANY HISTORY

Founded in 2004 by Georg Baehler and Stephanie Lu, Noir Trading is a handcrafted residential and commercial furniture design and manufacturing company offering over 1500 pieces of lighting, case goods, upholstery and decorative accessories.

We See the World Differently

In a world where automation is the standard and design is driven by ease in production, not only do we see the world differently, we are different. Our inspiration can come from raw materials, novel applications or a past design. Wherever we derive our inspiration, innovation is embraced wholeheartedly.

Crafted by Hand

From hand drawn renderings by Noir's solo designer Georg Baehler to the finished product, each piece is a unique, living thing that our craftsmen artfully bring to life.

Change is Our Lifeblood

Whether it is uniquely a Noir design or a reinvented classic, our innovation begins with novel applications of unusual materials.

Everyday Value

By selecting quality raw materials, using solid wood construction or hard carving details, our pieces are built for a lifetime of beauty and enjoyment.

Underlying Aesthetic

Each piece we create reflects our commitment to beauty. From the drafting table to production, Noir products have a singular, cohesive vision with the breadth to complement a full range of interior design styles from Classical and Traditional to Mid-Century and Modern.

Where to Buy

Noir is available through the Trade as well as select retailers. For local retailers, please visit the retail locator on our website. Noir operates showrooms in High Point (International Home Furnishings Center), Las Vegas (World Market Center), and Atlanta (AmericasMart). Noir also has representative showrooms in Dallas (World Trade Center), Denver, Laguna Niguel (Laguna Design Center), Los Angeles (LA Mart), and New Jersey.

TERMS & CONDITIONS

Will Call Orders

All processed, in stock orders must be picked up within 10 business days. If orders are not picked up in the allotted time, Noir Trading, Inc. can cancel the order and may assess a restocking fee.

Shipping

All orders are shipped with our preferred blanket-wrap carriers: Trail Lines or American West. Detailed information about shipping to your specific state, including rates, is available from your Territory Manager.

All prices are F.O.B. Noir Trading, Inc., Gardena, CA.

Noir does not arrange "inside delivery" or residential deliveries of any kind.

Damages & Claims

Noir Trading, Inc. is not responsible for freight damage. Prior to shipping, all items are inspected by our warehouse team. You or your appointed receiving agent is responsible for inspecting each item upon receipt of delivery. All damages and discrepancies must be clearly noted on the carrier's bill of lading before the driver leaves your location. If the damage is severe and you feel that it cannot be easily fixed, please refuse the damaged item.

If the items from your shipment are damaged or missing, please complete and submit a claim form. Include multiple images of the damage item to your Territory Manager. If damages are not noted at the time of delivery, Noir has no recourse with its carriers and no claims will be honored.

Knots, gouges, small cracks and nail holes are inherent characteristics of many of our wood products and do not constitute damage/defects. No claims will be considered for these characteristics.

Claims Policies

1) All customers are to submit claim forms with photos, 1 distant and 2 detailed images to your local Territory Manager. Claims will only be accepted from the purchaser, claims submitted by the receiver will be returned. Please allow 3 to 5 days for the claim to be reviewed by the claims department.

2) Items from Noir Trading are distressed. The lumber used in the making of our furniture is distressed lumber. Knots are inherent in the lumber and something Noir considers acceptable. As a natural material, shipped stones may vary in color, pattern, texture, or veining. Variances to the stone may include spots that are darker in tone than the rest of the stone. Metal items are intended to have a rustic appearance that may include spotting and variances in tone and luster. Upholstered items are hand woven and will have minor imperfections.

3) All shipping damages and shortages must be noted at the time of delivery and clearly noted on the POD. If you have any doubts of the quality or the ability to repair an item, please refuse. If you have appointed a receiving company to receive your order, please review the character of the Noir line. All items are to be thoroughly inspected upon delivery. Any damaged item that is not noted on the POD at time of delivery, will not be considered a valid claim. This includes removing all packaging to inspect items. Please note that filing a claim on upholstered items will be determined by Noir on an individual basis. Please note that dye lots may vary from batch to batch.

Noir strongly recommends the use of coasters, place mats and trivets under hot and cold items to protect the finish of our items. Some items, such as our waxed tables, will be more susceptible to heat/cold/moisture than others. To achieve the natural look, Noir applies wax only on the surface of the tabletops. If coasters are not used, rings will appear on the surface.

TERMS & CONDITIONS CONTINUED

Establishment of an account with Noir Trading, Inc. constitutes agreement and acknowledgement of the following terms and conditions of sale.

Ordering

All orders are to be submitted to your Territory Manager. Noir does not accept directly submitted orders.

Payment

Orders will not be released for warehouse processing until they are paid in full. Noir offers the following payment options; MC, Visa, Amex, Check or wire transfer.

Pricing

Pricing is subject to change without notice. All price inquiries must be made to your Territory Manager, pricing will not be given out via telephone.

Samples & Catalog Requests

Finish samples and catalogs are available from your Territory Manager.

Finish Colors

Product photographs and finish samples are an approximation of finish color. Finish color can vary, in some cases significantly.

Backorders

Backorders may take 8-10 weeks, please refer to the order comments section for approximate arrival date. If items are not received into our warehouse within the expected timeframe, Noir Trading, Inc. will refund deposits at the customer's request. For a full refund of deposit, custom orders must be cancelled prior to the start of production. If cancellations are requested after the start of production, the order may be assessed a 25% restocking fee.

- 4) If items arrive damaged and have been refused, please submit a claim to your Territory Manager. A replacement will be sent if the item is in stock. If Noir does not have stock on the item, Noir must wait for the item to be returned by the freight carrier to determine if the item can be repaired and re shipped.
- 5) Noir requires minor shipping damages to be handled locally. In some cases, this might require a local repair company to come and touch up items. Or, if the damage is minor, the items can be touched-up by the customer. All 3rd party repairs must be formally quoted and submitted for approval. Not all repair costs will be approved.
- 6) Replacements may take up to 5 business days to prepare for shipping. Standard freight times will apply; Noir does not offer expedited shipping for replacement items.
- 7) Retrievals may take up to 6 weeks. For local California customers, replacement items will not be released until the original item has been returned.
- 8) All sales are final. Returns are not accepted without written approval from Noir.
- 9) Freight will not be refunded under any circumstances.
- 10) Quality complaints - Customers are allowed to refuse items at the time of delivery if they are unhappy with the item for any reason.
- 11) Noir will only allow 7 months for customers to file a claim on the cracking of wood. Environmental cracks should only occur within 1 - 6 months upon arrival. Noir will allow one month extra of additional time to file a claim. If a Noir item cracks after the allotted claims period, it is assumed the damage has been caused by improper storage or extreme conditions. Cracking can occur from winter heating, summer humidity, or regional factors such as elevation or arid conditions. Customers in Utah, Arizona, Colorado and Idaho are at a higher risk for cracking than other states. Please review the High Risk List found on our website. Solid wood furniture must be kept in a climate controlled environment. Noir will not allow customers to file claims on any item after 1 year for any reason.
- 12) All Items (including lighting) may have a slight variance in finishes and dimensions. HB, WH and D1 finishes are the most consistent. Due to the handmade nature of items and finishes, Noir suggests that items intended for the same room are shipped at the same time. Items ordered at different times may vary slightly in both size and finish.
- 13) Noir recommends the use of coasters or placemats on all of our finishes. Claims will not be honored for customer misuse.
- 14) Due to the hand made nature of our items, most items have seams. If you find seams unsightly, a touch up kit can be provided to reduce the appearance. Costs associated with the repair are not reimbursable.
- 15) Noir Trading uses floating panels to reduce cracking. Due to the items being made of solid wood, the panels may shrink leaving slight separation in the finish. Noir does not accept claims for this issue. Noir can supply a touch up kit to correct the separation, however Noir will not assist in any cost associated with applying the touch up.
- 16) Stone - All stone will vary in color and veining. The stone may vary from batch to batch, shipment to shipment.
- 17) If you are having issues with the finish of any item please describe in detail. If Noir determines the item is defective, Noir will replace the item and will in most cases pick up the original.
- 18) Cleaning - Customers are only to use a damp rag on all items including metal. The use of chemical household cleaners may damage the finish or item.

Warranty

Noir Trading, Inc. guarantees its product to be free from defects of workmanship. Due to environmental conditions, including humidity or high altitudes, wood may expand or shrink. Noir takes great care to construct furniture in a manner that allows the wood to shrink and expand. Although very rare, with extreme temperature changes, cracks may appear. Claims of this nature must be submitted within 3 months of purchase and will be assessed on a case-by-case basis. Noir does not accept returns without written authorization from its office. Due to the nature of handcrafted products, dimensions, details and /or colors represented in our catalogs may vary. The antique/one of a kind product may vary significantly.

TERRITORY MANAGERS

Bassman Blaine, Inc.

AZ, CA, HI, NV
949.200.7504
info@bassmanblaine.com
www.bassmanblaine.com

J. Douglas

AL, FL, GA, KY, MS, NC, SC, TN, (S)VA
800.487.1319
sales@jdouglas.com
www.jdouglas.com

Blanca Mercado

DO, PA, PR, MX
954.336.2223
blancam823@gmail.com

Casa Bella

IA, IL, IN, MI, MN, ND, SD, WI
630.455.5900
mcashman@casabellaonline.com
www.casabellaonline.com

Ivystone

CO, ID, UT, WY
303.295.1283
nlee@ivystone.com
www.ivystone.com

Shannon Payne Agencies

Canada: British Columbia & Alberta
604.270.4207
spagency@telus.net

In-Detail

AR, LA, NM, OK, TX
800.319.6154
info@in-detail.net
www.in-detail.net

Style Connection

CT, DE, DC, MA, MD, ME, NH,
NJ, NY, PA, RI, (N)VA, VT
800.303.0625
karyl@styleconnectionltd.com
www.styleconnectionltd.com

Steven Shneer Enterprises, LLC

Canada
416.666.1760
steves.noir@gmail.com

Hannah McClane

MT, WA
909.815.6173
hannah@bassmanblaine.com

Jan Kleinman

OH, WV
216.235.5558
jsk950@gmail.com

Tim Bergman

KS, MO, NE
816.898.9227
timberg@mac.com

Susan Gray

AK, OR, Southwest WA
503.539.8091
susan@svgray.com

SHOWROOMS

ATLANTA

AmericasMart
Noir Showroom
B1 - 13-C2
240 Peachtree St.
Atlanta, GA 30303
P: 800.487.1319

HIGH POINT

Noir Showroom
Interhall #IH002
210 E. Commerce Ave.
High Point, NC 27260

Noir/CFC Building
114 S. Elm St.
High Point, NC 27260

LAS VEGAS

World Market Center
Noir Showroom
Building C-399
495 S. Grand Central Parkway
Las Vegas, NV 89106

DALLAS

World Trade Center
In-Detail Showroom
2050 Stemmons Fwy, #500
Dallas, TX 75207
P: 214.747.2495

IRVINE

Bassman Blaine Showroom
2485 McCabe Way
Irvine, CA 92614
P: 949.200.7504

LOS ANGELES

LA Mart
Blassman Blaine Showroom
1933 S. Broadway, #1005
Los Angeles, CA 90007
P: 213.748.5909

DENVER

Ivystone Showroom
4111 S. Natches Ct. Suite C
Englewood, CO 80110
P: 303.295.1283

LAGUNA NIGUEL

Laguna Design Center
Bassman Blaine Showroom
23811 Aliso Creek Rd, #114
Laguna Niguel, CA 92677
P: 949.215.4844

NEW JERSEY

Style Connection Showroom
198 Route 9 North
Manalapan, NJ 07726
P: 732.446.6209





NOIR

NOIRFURNITURELA.COM

CORPORATE OFFICE

14500 S. Broadway

Gardena, CA 90248

P: 310.527.5501 F: 310.527.5583

E: info@noirfurniturela.com

SALES MANAGEMENT & MARKETING

Bassman Blaine

P: 714.431.1190

E: sales@bassmanblaine.com